



PART A:	MATTERS DEALT WITH UNDER DELEGATED POWERS
REPORT TO:	POLICY AND RESOURCES COMMITTEE
DATE:	20 JUNE 2013
REPORT OF THE:	CHIEF EXECUTIVE JANET WAGGOTT
TITLE OF REPORT:	THE COUNCIL'S PRIORITIES 2013-17
WARDS AFFECTED:	ALL

EXECUTIVE SUMMARY

1.0 PURPOSE OF REPORT

1.1 The purpose of this report is to present the delivery against the Council's priorities in 2012/13 to Council, summarise the challenges facing the Council for the next 12 months and to reaffirm the Aims and Strategic objectives of the Council Plan for 2013/14 within this context.

2.0 RECOMMENDATIONS

- 2.1 That members note the progress made by the Council in delivering its priorities in 2012/13 and agrees the challenges to be faced in 2013/14.
- 2.2 That members support the Aims and Strategic Objectives of the Council Plan for 2013/17, for agreement by members at Council.

3.0 REASON FOR RECOMMENDATIONS

- 3.1 Members of the Council review the progress being made in delivering the Council's priorities at every committee cycle. This report is the annual review and is an element of the Council's performance management arrangements.
- 3.2 The Council Plan sets the strategic priorities for the Council for 2013 to 2017. The aims and strategic objectives are reviewed by members annually.

REPORT

4.0 BACKGROUND AND INTRODUCTION

4.1 The Council adopted a set of priorities in March 2009 in the Council Plan 2009-13, and reaffirms the Aims and Strategic Objectives annually. The Council Plan has been revised following a full review of the plan and the Council's delivery of its priorities

undertaken in 2012/13. A review has also been undertaken of the economic, social and environmental context in which the Council is operating, with particular reference made to the information resulting from the 2011 Census.

5.0 POLICY CONTEXT

- 5.1 The Council Plan is the key policy statement of the Council and is complimented by other plans such as the Financial Strategy and Service Delivery Plans and strategies. Links to these can be found at the end of this report.

6.0 CONSULTATION

- 6.1 The Council engages with the communities it represents throughout the year and the intelligence gathered informs the delivery of the Council Plan and the annual budget process.
- 6.2 This report will be considered by each of the Councils committees ahead of its consideration by Council on 4 July 2013.

7.0 REPORT DETAILS

- 7.1 The Council adopted a set of priorities for 2009-13 which have been reaffirmed by Council annually. A review of the delivery of these, the context in which the Council operates and the challenges faced by the Council has been undertaken and the following priorities are proposed for the Council Plan for 2013-17 :

Aim 1: To meet housing need

Strategic Objectives:

1. To change and add to housing stock to meet the local housing needs
2. To support people to access a suitable home or remain in an existing home

Aim 2: To create the conditions for economic success

Strategic Objectives:

3. Place of opportunity – economic structure and supporting infrastructure
4. Opportunity for people – increasing wage and skills levels through the provision of more and better jobs.

Aim 3: To have a high quality clean and sustainable environment

Strategic Objectives:

5. Reducing waste
6. Planning to adapt to climate change and reducing CO2 emissions
7. To protect and improve the quality of our local environment

Aim 4: To have safe and active communities

Strategic Objectives:

- 8a. Safe Villages and Towns
- 8b. Healthy Villages and Towns

Aim 5: To transform the Council

Strategic Objectives:

9. To understand our communities and meet their needs
10. To develop the leadership, capacity and capability to deliver future improvements

- 7.2 The work undertaken in reviewing the Council Plan includes:
- Review of the Council's performance in delivering its priorities and the key

- performance indicators used to monitor and report performance to members
 - Review of the context in which the Council operates taking into account the recent census data and changes to the information available for comparison of performance
 - Analysis of the feedback received from consultation
 - Consideration of the challenges which may face the place of Ryedale and its communities and the Council itself in the next 5 years
- 7.3 Progress in delivering the Councils priorities is reported quarterly to the Policy and Resources Committee. These reports are complimented by the Revenue Budget Monitoring reports also submitted to the Policy and Resources committee. These reports are available on the Councils website and contribute to the delivery of the transparency agenda for local government.
- 7.4 Attached at Annex A is a summary of the achievements made in delivering the Councils priorities in 2012/13 and at Annex B is the performance information for the 2009/13 Council Plan to March 2013. The set of Key Performance Indicators which are proposed for monitoring delivery of the Councils priorities for 2013 to 2017 is attached at Annex C, including the current level of performance and any trend.
- 7.5 **Challenges for 2013/14**
- Aim 1: To meet housing need**
- a) **Affordable Housing Delivery**
- To maintain delivery of new affordable homes in the current economic climate and remain on target to deliver more than 300 affordable homes between 2011 and 2015. Developments on site are expected to deliver around a further 86 additional affordable units during 2013/14 and 2014/15. Planning permission has been granted for a further 90 affordable homes but these schemes are not yet on site.
 - Maximising income from New Homes Bonus through permissions for new housing
- b) **Private Sector**
- Ensuring successful operation of the Home Improvement Agency Partnership for the benefit of residents and expand the services offered
 - Promoting the refined grants and loans schemes available to improve private sector housing stock
 - Reducing the number of empty properties in the District and maximising income from New Homes Bonus
- c) **Preventing Homelessness**
- Managing the impact of changes to the welfare benefits system on vulnerable residents
 - Completing the new supported accommodation unit in Norton to be opened by January 2014
 - Maintaining progress with the Young Peoples Partnership
- d) **Ryecare Lifeline Service**
- Continue to expand the customer base and services offered by Ryecare
- Aim 2: Creating the conditions for economic success**
- a) To have the Community Infrastructure Levy charging schedule and investment plan in place for April 2014
- b) To have three significant employment sites in progress including:
- a. Relocation of the Livestock Market

- b. Scheme to unlock entrepreneurial talent in northern Ryedale
- c. Extension of York Road Industrial Estate
- c) To have the sites document and the Helmsley DPD prepared to compliment the LDF
- d) To have the LDF core strategy adopted by August 2013
- e) To secure a sustainable future for the Milton Rooms
- f) To complete the Visitor Information Review and streamline the Councils support

Aim 3: To have a high quality clean and sustainable environment

- a) Increase the percentage of recycling collected with the consequential reduction in waste sent to landfill.
- b) To have refreshed the Councils Climate Change Strategy in Line with current Government Policy
- c) Respond to changes in the public health system to ensure that there is the capacity to meet local needs

Aim 4: To have safe and active communities

- a) Respond to the changes which will follow the election of the police and crime commissioner for York and North Yorkshire
- b) Begin the procurement process for the leisure contract
- c) Implementation of the Sports and Active Lives Strategy

Aim 5: To Transform the Council

- a) To maximise the opportunities to achieve efficiencies and meet the needs of customers through the development of the Business Hub
- b) To deliver a balanced budget in 2014/15 and plan for meeting future financial challenges
- c) To meet the ongoing challenges presented to the Council by the finance reforms including localisation of Council Tax, business rates and the implementation of Universal Credit
- d) To prepare for individual registration by April 2014, included delivering the postponed canvass during winter 2013/14
- e) Maintain service standards with diminishing resources

8.0 IMPLICATIONS

8.1 The following implications have been identified:

- a) Financial
There are no new financial implications in considering this report which are not accounted for in the Financial Strategy.
- b) Legal
There are no significant legal implications arising from this report
- c) Other
There are no significant other implications arising from this report.

Janet Waggott
Chief Executive

Author: Clare Slater, Head of Corporate Services
Telephone No: 01653 600666 ext: 347
E-Mail Address: clare.slater@ryedale.gov.uk

Background Papers:
Council Plan 2009 -13

Delivering the Council Plan Reports – Reported quarterly to Policy and Resources Committee

Background Papers are available for inspection at:

www.ryedale.gov.uk

[The Ryedale Plan](#)

The Ryedale Housing Strategy

[The Ryedale Economic Action Plan](#)

The Ryedale Sports Strategy

[Safer Ryedale Partnership Plan](#)

[RDC Financial Strategy 2013 -17](#)

Service Delivery Plans are available on Covalent

Performance reports are presented to P and R at every committee and can be found on the Councils website.

Aim 1: To Meet Housing Need**a) Affordable Housing Delivery**

The Council has an annual target of 75 new affordable homes – around a third of the new homes planned each year for Ryedale. 94 new affordable homes have been completed, the highest delivery across North Yorkshire in 2012/13. This compares to 95 units delivered in 2011/12 and 52 in 2010/11. 337 new affordable homes have been developed over the past 4 years. A total of 208 new homes were completed in Ryedale in 2012/13.

The Council has attracted over £650k of funding from the HCA to fund the development of an extension to Tara Park to provide 7 additional pitches for caravans for members of the Gypsy and traveller community. An additional successful bid was made to the HCA for £262,000 to upgrade the current Gypsy and Travellers site within the district. Work commenced on both schemes in March 2013 and is due for completion at the end of October 2013. Ryedale is currently the only area in North Yorkshire delivering additional provision for members of this community.

b) Bridge House

The Council received an allocation from the HCA through the Homelessness Change programme to replace the existing homeless hostel Bridge House and provide a 14 bedspace new supported facility. This was initially an allocation of £400K however after negotiation with the HCA by council officers an additional £160K was agreed, this will ensure that no additional capital investment will be required

Work has started on site with a completion date scheduled for November 2013 with the new scheme being occupied in December 2013. The new scheme will be named Derwent Lodge

c) Preventing Homelessness

A Single Homelessness Action Plan has been developed for York and North Yorkshire with a focus on those sleeping rough and single homeless clients, for which £289K has been allocated from the Department of Communities and Local Government (CLG) to commission services across the sub region.

The number of homelessness acceptances has decreased from 27 households in 2011/12 to 18 households in 2012/13. 301 households have been prevented from becoming homeless, representing a 54.4% increase over the last 12 months. 100% of homeless cases were assessed within the statutory requirement of 33 days.

The number of households in temporary accommodation has reduced from 10 in March 2012 to 6 in March 2013, this reduction reflects the continued success of the Young People's Homelessness Partnership.

The average length of stay in temporary accommodation has decreased from 21 weeks in 2011/12 to 19 weeks in 2012/13. 31 households have been accommodated in temporary accommodation in 2012/13 compared to 47 in 2011/12.

d) Private Sector Renewal

Ryedale was the only authority in North Yorkshire to make capital resources available from its own reserves for continuing the grants and loans schemes in 2012/13. These fund a range of private sector housing grants and loans to help meet the housing needs

of vulnerable and low income people in private sector housing – be this to get empty properties back into residential use or to adapt homes so that a person can continue to live there as their health and mobility change.

The Joint Home Improvement Agency between Ryedale and Scarborough has been established in April 2012 and delivers the Councils Disabled Facilities Grants Scheme of which 53 were allocated in 2012/13 with a further 17 delivered by RDC being carried over from the previous year.

The streamlining of the grants and loans for private sector housing and additional measures to bring empty properties back into use have resulted in a reduction in the number of empty properties from 348 to 329 between October 2011 and October 2012. This work has a direct impact on the amount of New Homes Bonus received by the Council.

e) Supporting Independent Living

Telecare continues to develop and officers are working closely with health and adult Services to ensure services become more efficient. Ryecare aims to install equipment within 48 hours to ensure clients are able to leave hospital and return to their homes as soon as possible. During 2012/13 we received 117,841 calls for some form of assistance (excluding out of hours calls taken).

f) Supporting those on low income

During the last year the council has helped 3,764 residents to pay their rent. On average we processed and maintained these cases within 20 days. Council Tax benefit has been replaced by the Local Council Tax Support Scheme which was successfully implemented in April 2013. Collection rates for Council Tax have been maintained.

The Council has supported the delivery of significant changes in the benefits system as part of the wider welfare reform programme being implemented by the government. The Council is also managing the impact of welfare reforms on our customers.

Welfare reforms include:

- Transition towards Universal Credit to incorporate the following by 2017:
 - § Income related Job Seekers Allowance
 - § Income related Employment and Support Allowance
 - § Income Support (including Support for Mortgage Interest)
 - § Working Tax Credits
 - § Child Tax Credits
 - § Housing Benefit
- New Local Schemes
 - § Local Council Tax Support Scheme - RDC
 - § Discretionary Social Fund – NYCC
- Phased roll out of the Benefit Cap
- Removal of the spare room subsidy
- Changes to Local Housing Allowance
- Managing the systems to enable implementation of the changes

Aim 2: To create the conditions for economic success

a) Improving Infrastructure

The construction of the Brambling Fields junction improvement scheme started on site in January 2012 and the improved junction opened in September 2012.

b) Local Development Framework

The LDF Local Plan Strategy has been published and submitted to the Planning Inspectorate and the examination report is expected imminently. The Local Plan Sites Development Plan Document (DPD) and the Helmsley Plan DPD are being prepared for publication in 2013/14. The Helmsley Plan will be considered as a consultation draft by the planning committee in June 2013.

c) Community Broadband

The Council is working on a project to ascertain and implement community and business aspirations for Next Generation Broadband across Ryedale, in partnership with NYnet.

d) Supporting the Community and Voluntary Sector

The Overview and Scrutiny Committee undertook a review of the role the Council should play in supporting the Voluntary and Community Sector and the recommendations have been considered by the two policy committees of the Council. Reviews of the funding arrangements with three key VCS organisations have been reviewed ahead of 2013/14, and the funding relationship will be managed by the Commissioning Board.

The Council allocated £247,826 of New Homes Bonus through the Community Investment Fund.

e) Supporting Local Businesses

Ryedale has been represented on the LEP and the Ryedale business forum continues to develop.

Continued support for local businesses through provision of advice and application of regulations and with eg compliance with air quality requirements, food hygiene regulations and health and safety at work.

f) Ryedale Economic Strategy

The Economic Action Plan has been agreed by members and priorities include:

Objective A

To have economic structure and supporting infrastructure in place through:

- Provision of Employment land, Work space:
- Consideration of the implications of new housing development to the local economy
- Communications and Transport Infrastructure

Objective B

That there should be opportunity for people and business by:

- Ensuring Ryedale businesses are at the centre of economic development
- Ensuring local people are equipped with the skills required by our businesses
Maintain intelligence base through data and Key Account Management.
- Ryedale Work and Skills Partnership projects
- Supporting the business life cycle
- Developing the RDC Corporate approach to businesses – “Ryedale’s a great place to do business”
- Sector specific support

Aim 3: To have a high quality clean and sustainable environment

a) Waste and Recycling

The Streetscene Team delivered the phased introduction of kerbside recycling for plastic bottles and cardboard for 96% of Ryedale residents in 2012/13.

The level of performance in relation to waste reduction and recycling targets has been maintained in 2012/13 with data to be verified in July 2013.

b) Streetscene savings

Cost savings have been delivered through the use of the new transfer station for dry recyclables (glass, paper, cardboard) on Showfield Lane, in the sum of £250k for 2012/13.

c) Managing the Impact of Climate Change

Reducing Emissions from Council Operations:

The Council has continued improvements to its estate to reduce levels of Co2 emissions as detailed in the table below

Year	Tonnes Co2*	% reduction	1. RDC kwh	2. Pool kwh	3. Staff Miles
2008-9	2004		667,673	804,430	440,595
2009-10	1994	3%	607,306	730,829	408,554
2010-11	1805	7%	466,539	496,791	368,774
2011-12	1697	6%	386,027	483,654	294,165

*Total Carbon Dioxide Emissions are Expressed as Tonnes of CO2

This overall annual reduction has been brought about by a number of changes to the Council's operations and procedures.

The three most significant factors affecting change are:

1. Modernisation of gas fired heating system installed at Ryedale District Council HQ offices.
2. Modernisation of gas fired heating system installed at Derwent Pool.
3. Significant reduction in miles travelled on business by Employees.

Reducing Emissions in Ryedale:

The Council has supported the delivery of 188 Energy Efficiency Grants giving an equivalent reduction in CO₂ emissions of 3180 cubic tonnes.

Reducing the Risk of Flooding

Flood resistance grant schemes have benefited communities at risk of flooding with awards made totalling £127,500 to households in Kirkby Mills and Keldholme, £85,000 for households in Pickering and £50,000 funding from RDC. To date flood resistance measures have been implemented to 35 properties in Kirby Mills, 12 properties in KMS, 6 properties in Pickering and 1 in Fryton and 35 properties in Pickering properties in Pickering.

Air Quality

Air Quality Progress Report submitted to DEFRA with an evaluation of the progress made against the Malton Air Quality Action Plan

Private Water Supplies

Introduced in depth risk assessments leading to the improvement of private water supplies and continued to report back to the Drinking Water Inspectorate on progress made.

Aim 4: To have safe and active communities

a) Investing in Sport and Recreation

A Sports Strategy/Action Plan for Ryedale has been developed for consideration by

Members at Council in May 2013. Adoption of the Sport and Active Lives Strategy may lead to future decisions on the level of investment to be made in the Councils sports facilities.

The successful transfer of the Norton Skate Park from RDC to Norton Town Council was achieved.

b) Maintaining Low Crime Levels

The district continues to have the lowest crime rate of all districts within North Yorkshire and is currently in 1st position within the Most Similar CSP group nationally. The Community Safety Partnership 'Priorities for Action' for 2013/14 are:

- Domestic Abuse
- Safer Roads
- Community Priorities
- Alcohol Harm Reduction
- Community Development

Two of these priorities – Safer Roads and Domestic Abuse - will be delivered through joint Scarborough and Ryedale task groups

c) Food Hygiene Rating Scheme

The successful introduction and implementation of the Food Hygiene Rating Scheme was managed, leading to an improvement in standards at food premises.

Aim 5: To transform the Council

a) Balancing the Budget

Budget savings of over £2.5m have been achieved through service redesign and efficiency savings over the last three years including the one -11, Going for Gold and Round 3 programmes. This included redesign of services, partnership working and maximising opportunities as they present themselves. The budget for 2013/14 was again balanced without an increase in levels of Council Tax or the use of the New Homes Bonus. The approach for the 2014/15 budget and beyond is currently under review.

b) Optimising Technology

Efficiencies were achieved by maximising the benefit of investment in IT and improved systems. This will continue in 2013/14 through the development of services delivered within the Business Hub.

c) Responding to Legislation

The Council continues to work with partners in preparing for the implications of new legislation such as the Localism Act, Police Reform and Social Responsibility Act, Welfare Reform Act and the Health and Social Care Act. The new burdens placed upon the Council as a result of new legislation have been considerable and will continue to present challenges.

d) Bar Coding of Council Bills

The Council has withdrawn from the area offices in the three market towns. The Council achieved efficiency savings in the region of £50k by bar coding all Council Bills and enabling all residents to pay bills at their local retail outlet with a Pay Point presence or at the Post Office, rather than through the area offices.

e) Supporting Democracy

The first Police and Crime Commissioner elections were successfully delivered in November 2012. In September 2012, the Council was awarded Member Development

Charter Status for its work around learning and development for councillors, and this was presented at Full Council in January 2013.

f) **Benefit Fraud**

A number of successful prosecutions for benefit fraud have been undertaken in partnership with Veritau, and powers vested in the Council by the proceeds of crime act have been used for the first time in Ryedale.

Business Support Hub



















The Business support was established in April 2012 with the aims of:



- Optimising technology and systems
- Improving service capacity and resilience
- Driving innovation in service delivery
- improving customer service
- Contributing to the achievement of savings to balance the Councils budget

A key element of the development of the hub was the redesign of the reception area at Ryedale House. This has allowed for the redesign of a number of front of house services and the migration of services to the first point of contact. The work to realise the improvements for our customers through service redesign is continuing.












Key Indicators for the Council Plan 2013-17

Annex A



Aim 1 Housing Need					
Status	Current Value	Last Update	Indicator Name	Improvement	Current Target
	6.9 days	March 2013	Time taken to process Housing Benefit/Council Tax Benefit new claims and change events	Aim to Minimise	15.0 days
	208	2012/13	Net additional homes provided	Aim to Maximise	200
	96.9%	2012/13	Supply of deliverable housing sites	Aim to Maximise	100.0%
	671	2012/13	Empty Domestic Properties	Aim to Minimise	837
	5.27	2012/13	Affordability Ratio	Aim to Minimise	9.05
	94	2012/13	Number of affordable homes delivered (gross)	Aim to Maximise	75
	301	2012/13	Prevention of Homelessness through Advice and Proactive Intervention	Aim to Maximise	154
	4.00 weeks	Q4 2012/13	Length of stay in temporary accommodation (B&B, weeks) Snapshot	Aim to Minimise	4.00 weeks
	39	Q4 2012/13	Number of Homeless Applications	Aim to Minimise	52
	87.5%	Q4 2012/13	Homeless applications on which RDC makes decision and issues notification to the applicant within 33 working days	Aim to Maximise	100.0%
	26%	2011/12	% of households in Ryedale in fuel poverty	Aim to Minimise	25.4%
Aim 2 Economic Success					
Status	Current Value	Last Update	Indicator Name	Improvement	Current Target
	74.7	2012/13	Employment Rate	Aim to Maximise	73.2
	1.9%	April 2013	Total Job Seeker Allowance Claimants Aged 16 - 64	Aim to Minimise	4.9%
	35.6%	2012/13	% Ryedale population qualified - NVQ4 or equivalent	Aim to Maximise	30.96%
	51.7%	2012/13	% Ryedale population qualified - NVQ3 or equivalent	Aim to Maximise	50.88%
	68.2%	2012/13	% Ryedale population qualified - NVQ2 or equivalent	Aim to Maximise	68.72%
	78.1%	2012/13	% Ryedale population qualified - NVQ1 or equivalent	Aim to Maximise	81.9%
	£395.70	2012/13	Gross weekly earnings by workplace	Aim to Maximise	£430.00

Status	Current Value	Last Update	Indicator Name	Improvement	Current Target
	£399.70	2012/13	Gross weekly earnings by residency	Aim to Maximise	£430.00
	4.7%	Q4 2009/10	16 to 18 year olds who are not in education, employment or training (NEET)	Aim to Minimise	3.9%




Aim 3 High Quality Environment





Status	Current Value	Last Update	Indicator Name	Improvement	Current Target
	-6.66%	2011/12	Household Waste Collection - % change in kilograms per head	Aim to Minimise	0.25%
	51.90%	2011/12	% of household waste sent for reuse, recycling and composting	Aim to Maximise	49.70%
	34.77%	2011/12	% of Household Waste Composted	Aim to Maximise	30.00%
	17.11%	2011/12	% of Household Waste Recycled	Aim to Maximise	20.00%
	-6.0%	2011/12	% CO2 reduction from LA operations.	Aim to Minimise	-3.0%
	1,697	2011/12	Tonnes of CO2 from LA operations	Aim to Minimise	1,750
	72%	2011/12	% of Food establishments in the area broadly compliant with food hygiene law	Aim to Maximise	72.00%
	83.3%	Q3 2012/13	Planning appeals allowed	Aim to Minimise	33.0%
	57.15%	February 2013	Processing of planning applications: Major applications	Aim to Maximise	70.00%
	63.00%	February 2013	Processing of planning applications: Minor applications	Aim to Maximise	80.00%
	77.96%	February 2013	Processing of planning applications: Other applications	Aim to Maximise	93.00%

Aim 4 Active Safe Communities

Status	Current Value	Last Update	Indicator Name	Improvement	Current Target
	29.06	2011/12	All Crime per 1,000 residents	Aim to Minimise	32.24
	22.3%	2012/13	Adult participation in sport and active recreation.	Aim to Maximise	22.6%

Aim 5 To Transform the Council







































Status	Current Value	Last Update	Indicator Name	Improvement	Current Target
	30%	2012/13	Service enquiries resolved at first point of contact (telephone)	Aim to Maximise	40%
	86%	2012/13	Payments made using electronic channels	Aim to Maximise	85%
	91.7%	February 2013	Standard searches done in 5 working days	Aim to Maximise	90.0%

Status	Current Value	Last Update	Indicator Name	Improvement	Current Target
	98.21%	2012/13	% of Council Tax collected	Aim to Maximise	98.28%
	98.32%	2012/13	% of Non-domestic Rates Collected	Aim to Maximise	97.82%
	46.54%	2011/12	Percentage turnout for elections – District	Aim to Maximise	43.06%
	8.19 days	March 2013	Number of Working Days Lost Due to Sickness Absence	Aim to Minimise	7.50 days

Key Indicators for the Council Plan 2009-13

Annex B

Aim 1 Housing Need					
Status	Indicator Name	Improvement	Performance Trend 2009-13	Key Indicator 2013 -17	Comments
	Time taken to process Housing Benefit/Council Tax Benefit new claims and change events - Accumulative			Yes	
	Net additional homes provided			Yes	
	Supply of deliverable housing sites			Yes	
	Empty Domestic Properties			Yes	
	Affordability Ratio			Yes	
	Number of affordable homes delivered (gross)			Yes	
	Prevention of Homelessness through Advice and Proactive Intervention (values and targets are per quarter, not accumulative)			No	Clearer indicators to be used
	Number of current Lifeline users in Ryedale			No	Management Information
	The extent to which older people receive the support they need to live independently at home (Biennial)			No	No regular data since removal of National Indicators
	Percentage of vulnerable people achieving independent living			No	No data since removal of NYLAA
	% Households in Ryedale in Fuel Poverty			No	No data update since 2008
Aim 2 Economic Success					
Status	Indicator Name	Improvement	Performance Trend 2009-13	Key Indicator 2013 -17	Comments
	Total Job Seeker Allowance Claimants Aged 16 - 64			Yes	
	% Ryedale population qualified - NVQ4 or equivalent			Yes	

Aim 2		Economic Success			
Status	Indicator Name	Improvement	Performance Trend 2009-13	Key Indicator 2013 -17	Comments
	% Ryedale population qualified - NVQ3 or equivalent			Yes	
	% Ryedale population qualified - NVQ2 or equivalent			Yes	
	% Ryedale population qualified - NVQ1 or equivalent			Yes	
	Gross weekly earnings by workplace			Yes	
	Average household earnings in Ryedale			Yes	
	Employment Rate			Yes	
	16 to 18 year olds who are not in education, employment or training (NEET)			Yes	
	Number of new business start ups			Yes	Data Only
	Industrial lettings vacancies			No	Management Information
	Footfall - Malton Town Centre			No	No data since 2009
	Visitor figures to Ryedale			No	No regular data source
Aim 3		High Quality Environment			
Status	Indicator Name	Improvement	Performance Trend 2009-13	Key indicator 2013 -17	Comments
	New homes built on previously developed land (was BV 106)			Yes	
	% of household waste sent for reuse, recycling and composting			Yes	
	Residual household waste - kg per household			Yes	
	Improved Local Biodiversity – % of Local Sites where positive conservation management has been or is being implemented. NYCC Level.			No	No data since removal of NY LAA

Aim 3 High Quality Environment					
Status	Indicator Name	Improvement	Performance Trend 2009-13	Key indicator 2013 -17	Comments
	Overall/general satisfaction with local area (Biennial)			No	No data since removal of National indicators

Aim 4 Active and Safe Communities					
Status	Indicator Name	Improvement	Performance Trend 2009-13	Key Indicator 2013 -17	Comments
	Obesity in primary school age children in Year 6			Yes	
	% of parishes covered by a current parish plan			No	Focus for work is to refresh and so levels will remain constant
	Adult participation in sport and active recreation. Sport England Active People Survey-Annual			No	No further data available due to removal of Active People Survey
	Self-reported measure of people's overall health and wellbeing (Biennial)			No	No data since removal of National Indicators
	PcSvy. Residents satisfied with sports/leisure facilities % (was BV 119a)			No	No data since removal of place survey
	Swimming pools and sports centres no of visits per 1000 population			No	New indicators to be established
	Levels of satisfaction with Council sport & leisure facilities			No	New indicators to be established

Aim 5 To Transform the Council					
Status	Indicator Name	Improvement	Performance Trend	Key Indicator 2013 -17	Comments
	Service enquiries resolved at first point of contact (telephone)			Yes	
	PcSvy. Civic participation in the local area (Biennial)			No	No data since removal of place survey
	Top priorities for local people			No	No data since removal of place survey. Qualitative data collected through budget consultation
	Overall satisfaction with the authority			No	No data since removal of place survey